



A Canadian Solar subsidiary

JUMPER CABLE

PRODUCT OVERVIEW

Jumper cables are used to join the Canadian Solar module connector T4-PC-1 to other type of connectors (PV2a, MC4, H4) in the PV system. The jumper cables have different connectors in each end (male and female) to convert to different connector types, and the length is 300 mm. Typically, one pair of jumper cables are needed for every string of modules.

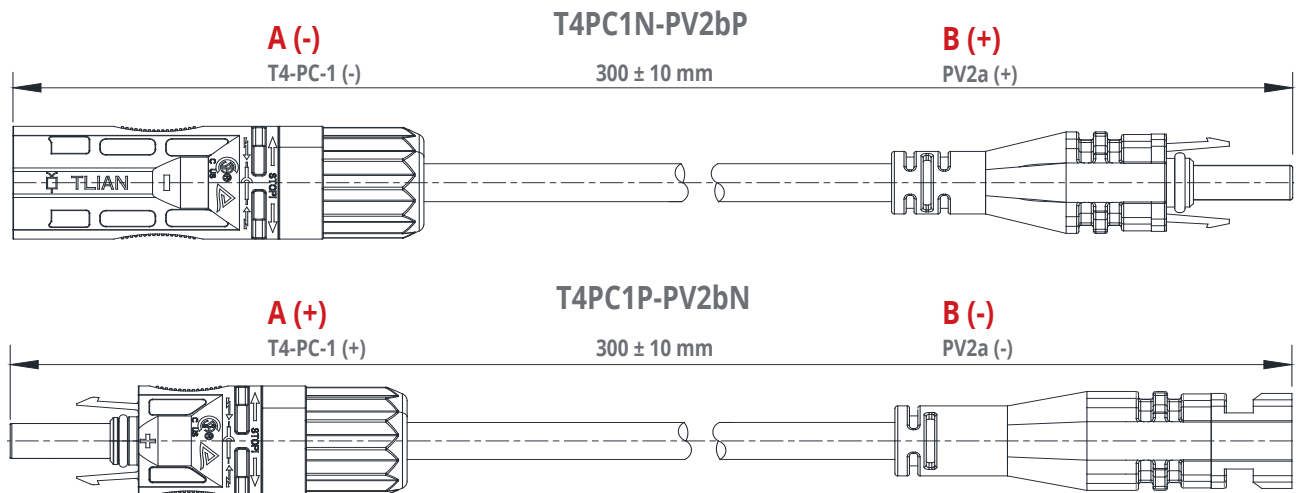


A pair of Jumper Cables

T4-PC-1 TO PV2a JUMPER CABLE SPECIFICATIONS

Type	Model Number	Rated Voltage	Certificate	Cable	Connectors			
					A (-)	B (+)	A (+)	B (-)
T4-PC-1 to PV2a	T4PC1N-PV2aP	1000 V IEC	CE	PV1-F 1*4.0 mm ² + PV Wire 12AWG 600 V	T4-PC-1 (-)	PV2a (+)		
	T4PC1P-PV2aN						T4-PC-1 (+)	PV2a (-)

ENGINEERING DRAWING (mm)



TLIAN (CHANGSHU) CO., LTD.

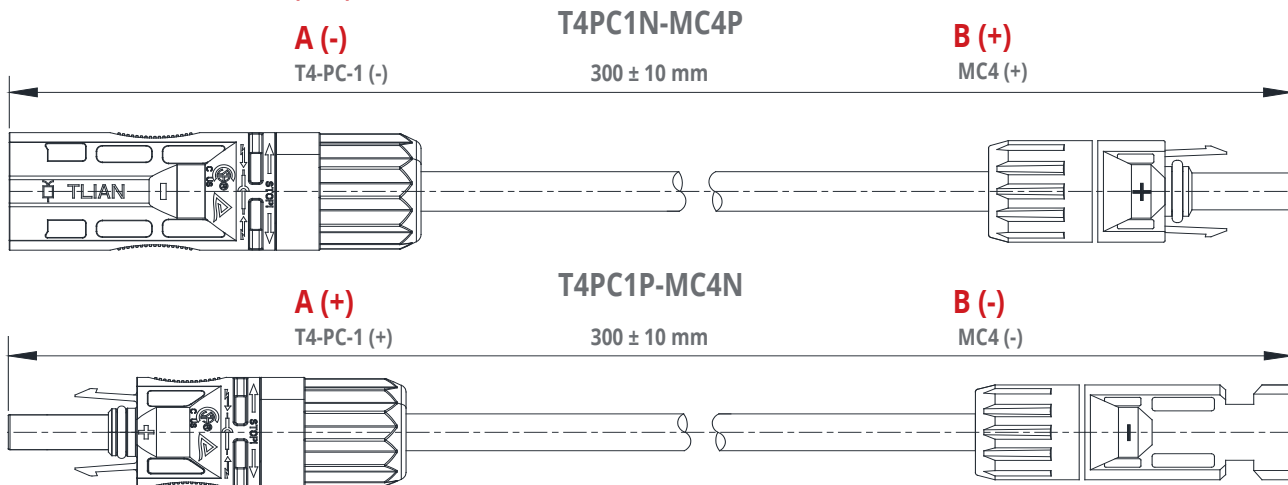
Guanghuahuan Road No.6, Changshu, China, 0086-512-52971585

A subsidiary of Canadian Solar Inc., 545 Speedvale Avenue West, Guelph, Ontario N1K 1E6, Canada, www.canadiansolar.com

T4-PC-1 TO MC4 JUMPER CABLE SPECIFICATIONS

Type	Model Number	Rated Voltage	Certificate	Cable	Connectors			
					A (-)	B (+)	A (+)	B (-)
T4-PC-1 to MC4	T4PC1N-MC4P	1000 V IEC / UL	CE, CSA	PV1-F 1*4.0 mm ² + PV Wire 12AWG 1KV	T4-PC-1(-)	MC4 (+)		
	T4PC1P-MC4N						T4-PC-1 (+)	MC4 (-)

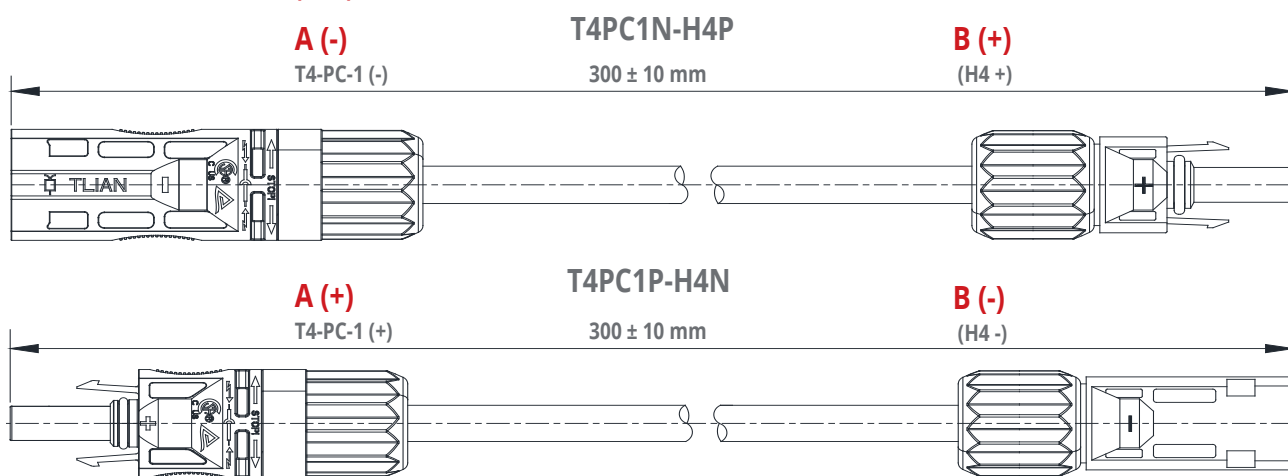
ENGINEERING DRAWING (mm)



T4-PC-1 TO H4 JUMPER CABLE SPECIFICATIONS

Type	Model Number	Rated Voltage	Certificate	Cable	Connectors			
					A (-)	B (+)	A (+)	B (-)
T4-PC-1 to H4	T4PC1N-H4P	1000 V IEC / UL	CSA, CE	PV1-F 1*4.0 mm ² + PV Wire 12AWG 1KV	T4-PC-1 (-)	H4 (+)		
	T4PC1P-H4N						T4-PC-1 (+)	H4 (-)

ENGINEERING DRAWING (mm)



The specifications and features described in this datasheet may deviate slightly and are not guaranteed. Due to on-going innovation, research and product enhancement, TliAN reserves the right to make any adjustment to the information described herein at any time without notice. Please always obtain the most recent version of the datasheet which shall be duly incorporated into the binding contract made by the parties governing all transactions related to the purchase and sale of the products described herein.

The connector must be isolated and disconnected from the power supply during the assembly or disassembly process. Do not disconnect under load. The use of a PV cable is recommended. Avoid any grease or oils contacting the body of the T4 PV connector. Please read the safety and installation instructions before using the connector.