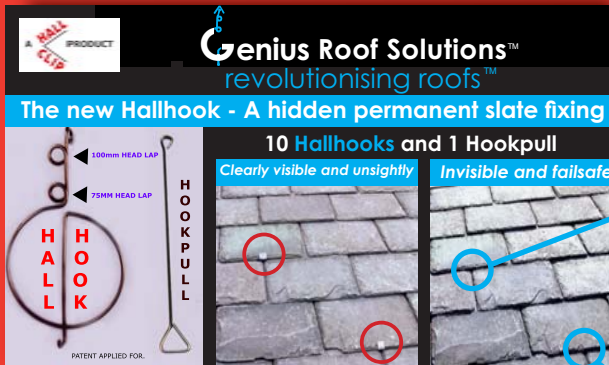


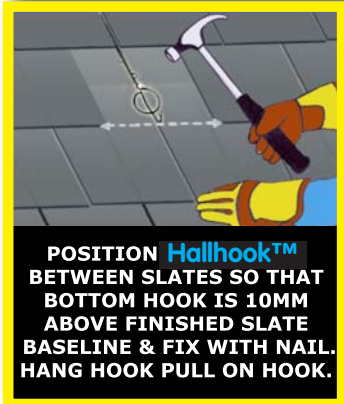
# Genius Roof Solutions™

revolutionising roofs™

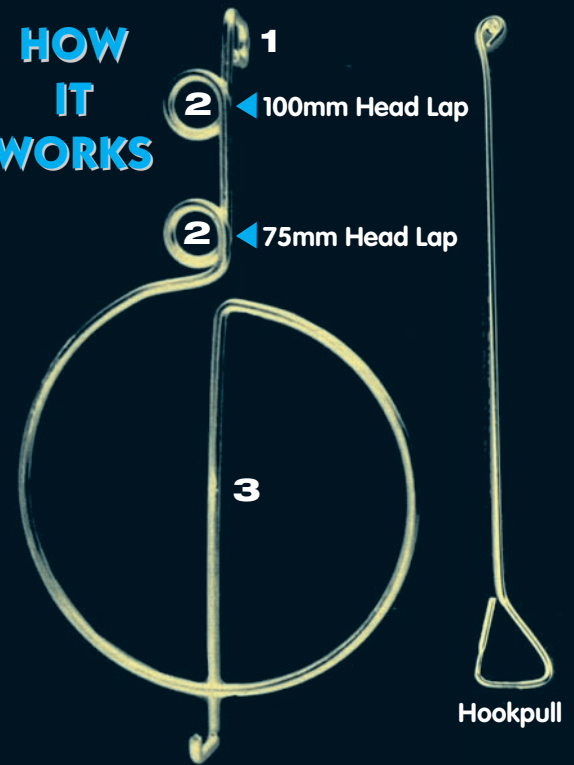
## The New Hallhook™ - a hidden permanent slate fixing



### 3 EASY STEPS



### HOW IT WORKS



- 1. FITS BETWEEN SLATES. ONCE NAIL FIXING IS APPLIED AT 2. THIS PROVIDES A VERTICAL LINE TO 3. PREVENTS LATERAL MOVEMENT.**
- 2. TWO NAIL FIXINGS ARE OFFERED. THE NAIL FIXING TO BE USED IS DEPENDENT ON SIZE OF SLATE HEAD LAP.**
- 3. UPWARD BIASED SPRING THAT REMAINS IN CONTACT WITH THE UNDERSIDE OF THE OBJECT SLATE WHILST DISAPPEARING BETWEEN THE TWO SLATES UNDERNEATH. THE UNDERSIDE CONTACT PREVENTS THE HOOK PULL SLIPPING OFF THE Hallhook™.**

**THIS DEVICE IS FOR USE WHEN REPLACING A BROKEN SLATE**

- Replace a roof slate with Hallhook™:
- for general repair
  - after solar panel bracket mounting
  - after roof light/window installation
  - after installing slate vents
  - conservation and heritage buildings

- DO AWAY WITH UNSIGHTLY LEAD STRAPS WHICH GIVE THE IMPRESSION THAT THE ROOF IS UNSAFE AND PRONE TO FURTHER PROBLEMS. OLDER BUILDINGS CAN LOOK QUAIN. LEAD STRAPS IN THE ROOF MAKE IT LOOK DILAPIDATED.
- FAILSAFE - PROPERLY INSTALLED CANNOT FAIL.
- NO COMEBACK - ONCE INSTALLED, FORGET ABOUT THEM. NO COST OF RETURN VISIT TO REPAIR. SILICONE IS NOT A TRADESMANS REPAIR.
- CLIENT WILL BE MORE THAN HAPPY TO PAY FOR IMPROVED APPEARANCE OF PROPERTY.

**FROM THE INVENTOR OF THE HALLCLIP**  
 VISIT THE WEB: [www.geniusroofsolutions.com](http://www.geniusroofsolutions.com)  
 for further details and demonstration video

